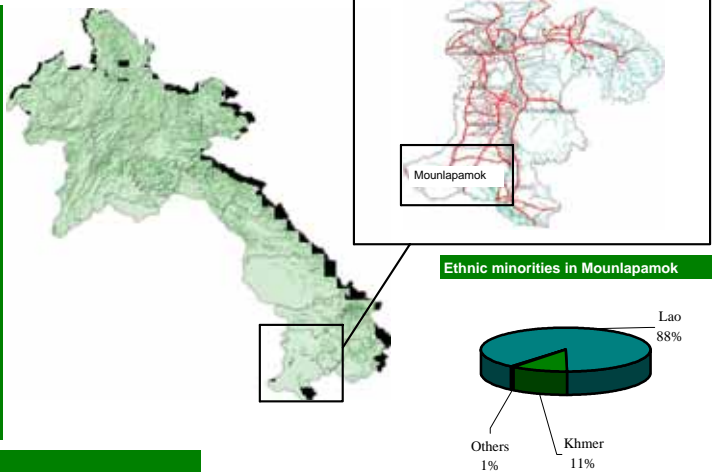


Progress activity of Mounlapamok District, as of June 2004

General Information

Champasack Province:	Total	Women
Population of Province (NSC; year 2003):	622,400	318,700
Total Number of districts:	10	
<i>Mounlapamok, Khong, Pathoumphone, Sukuma, Pakse, Sanasomboun, Bachieng, Paksong, Phonethong and Champasack.</i>		
Total Number of districts covered by PRF:	4	
<i>Pathoumphone, Sukuma, Kkong and Mounlapamok</i>		
Mounlapamok District:	Total	Women
District Population (2003)	37,101	
Total Number of Khets:	10	
Total Number of Villages:	67	
Total Number of "Poor" Villages*:	51	
% of villages without access to health services	27%	
% of villages without safe water supply	45%	
% of villages without road	0%	
% of villages without access to School	0%	
Main ethnic groups in the district: (NSC Census 95 in former Xiengkho District)		
<i>Lao and Khmer.</i>		

Maps of Lao PDR showing Champasack & Mounlapamok



Initially requested village needs

Results after Village Needs and priorities Assessment and Prioritization

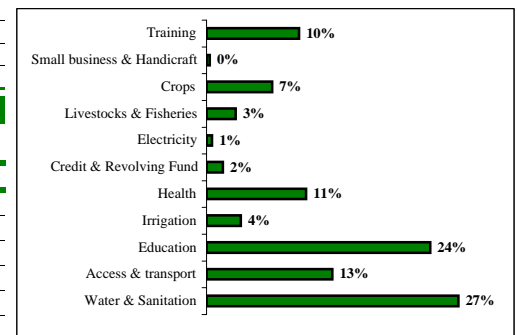
Description	Total	%
Number of Village Needs (activities) expressed by villagers by 6 priorities	402	
Number of Village Needs (activities) expressed by women by 3 priorities	89	44%
Number of Village Needs (activities) expressed by men by 3 priorities	112	56%
Village Needs after consolidation at Khet level (Khet Priorities)	71	

Selected / approved sub-projects for the period 2003-2004 - Cycle I

Results after sub-project appraisal and District Decision Meeting

Description	Total	Kip	US\$
PRF Mounlapamok budget allocation 2003	713,932,000		68,000
PRF Contribution to sub-project implementation	713,147,992		67,914
Village Contribution (cash / kind) to project implementation	69,641,394		6,633
Total Cost for Sub-Projects:	782,789,386		74,558
% of village contribution compared to total cost for sub-projects	9%		-
Average PRF contribution per Sub-project	24,591,310		2,342
Average PRF contribution per participating village	17,393,853		1,657
Number of Villages benefiting from 2003 funding round	41		-
Number of Poor Villages benefiting from 2003 funding round	35		-
Number and percentage of beneficiaries in 2003 funding round	9,619		26%
Number of Khets benefiting from 2003 funding round	10		-
Number of Sub-Projects to be implemented in 2003 funding round	29		-
Percentage of selected sub-projects proposed by women	-		48%
Average Number of Sub-projects / Khet	3		-
Average Number of Village activities / Khet	6		-
Sub-project budget allocation per sector	Allocation (Kip)	Percentage %	
Water & Sanitation	264,736,134	39.6 %	
Access/ Transport	108,115,245	22.9 %	
Health	42,210,000	2.1 %	
Education	298,086,613	35.4 %	
Total:	713,147,992	100 %	

Analysis of requested village needs by sector



Analysis of selected PRF sub-projects by sector

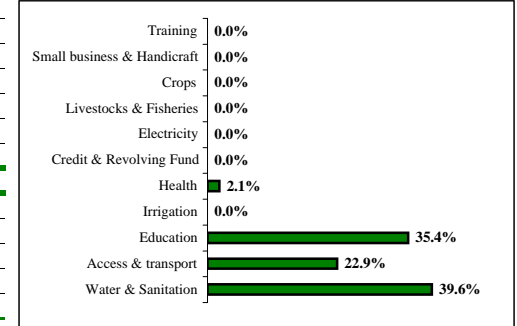
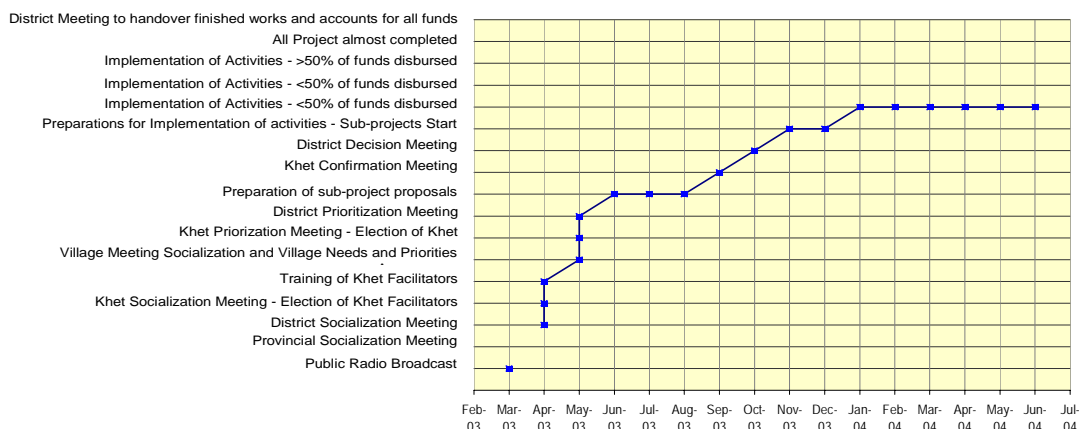


Chart of progress

Activity progress for Mounlapamok District



Exchange Rate: approx. 1 US\$ = 10,499 Kip, rate used at the day of District Decision Meeting

* Poverty indicators and "poor" villages are defined by the Prime Minister's Instruction No. 010/PM and the National Statistic Centre.