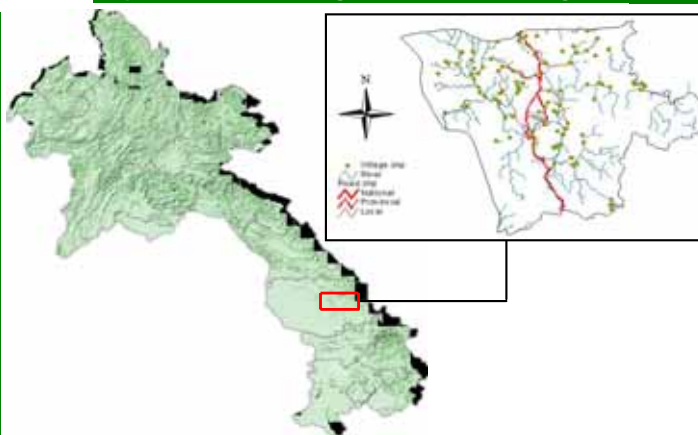


Progress activity of Nong District, as of June 2004

General Information

Savannakhet Province:	Total	Women
Population of Province (NSC; year 2003):	833,900	425,400
Total Number of districts:	15	
<i>Sepone, Nong, Vilaboury, Khanthabouly, Outhoumphone, Atsapangthong, Phine, Thapangthong, Songkhone, Champhone, Xonbuly, Xaybuly, Atsaphone, Xayphouthong and Thaphanlanxay.</i>		
Total Number of districts covered by PRF:	3	
<i>Sepone, Nong and Vilaboury</i>		
Nong District:	Total	Women
District Population (2003)	20,133	
Total Number of Khets:	10	
Total Number of Villages:	79	
Total Number of "Poor" Villages*:	75	
% of villages without access to health services	23%	
% of villages without safe water supply	29%	
% of villages without road	85%	
% of villages without access to School	12%	
Main ethnic groups in the district: (NSC Census 95)		
<i>Makong, Phoutai, Katang, Ta oey, Tri</i>		

Maps of Lao PDR showing Savannakhet and Nong



Initially requested village needs

Results after Village Needs and priorities Assessment and Prioritization

Description	Total	%
Number of Village Needs (activities) expressed by villagers by 6 priorities	471	
Number of Village Needs (activities) expressed by women by 3 priorities	111	47%
Number of Village Needs (activities) expressed by men by 3 priorities	127	53%
Village Needs after consolidation at Khet level (Khet Priorities)	216	

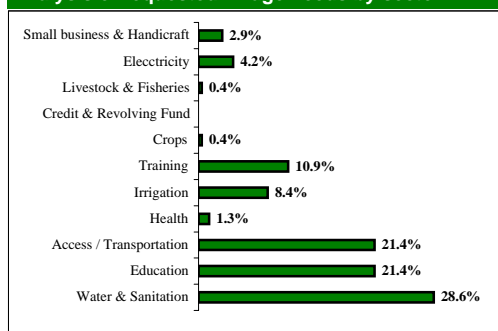
Selected / approved sub-projects for the period 2003-2004 - Cycle I

Results after sub-project appraisal and District Decision Meeting

Description	Total	Kip	US\$
PRF Nong budget allocation 2003	1,005,051,000		93,000
PRF Contribution to sub-project implementation	989,915,979		92,011
Village Contribution (cash / kind) to project implementation	61,041,000		5,648
Total Cost for Sub-Projects:	1,050,956,979		97,248
% of village contribution compared to total cost for sub-projects	5.8%		-
Average PRF contribution per Sub-project	89,992,362		8,327
Average PRF contribution per participating village	38,073,692		3,523
Number of Villages benefiting from 2003 funding round	26	-	
Number of Poor Villages benefiting from 2003 funding round	25	-	
Number and percentage of beneficiaries in 2003 funding round	2,360	42%	
Number of Khets benefiting from 2003 funding round	10	-	
Number of Sub-Projects to be implemented in 2003 funding round	11	-	
Percentage of selected sub-projects proposed by women		32%	
Average Number of Sub-projects / Khet	1	-	
Average Number of Village activities / Khet	2		

Sub-project budget allocation per sector	Allocation (Kip)	Percentage %
Access/ Transport	710,161,618	88 %
Education	275,882,360	12 %
Total:	986,043,978	100 %

Analysis of requested village needs by sector



Analysis of selected PRF sub-projects by sector

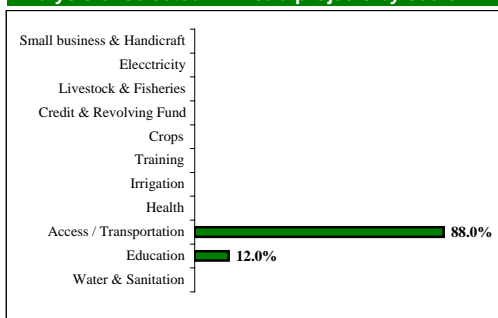
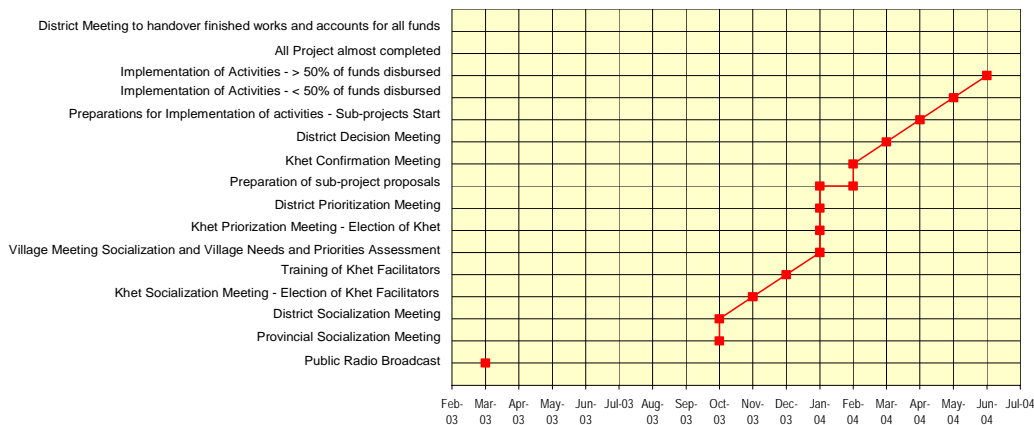


Chart of progress

Activity progress for Nong District



Exchange Rate: approx. 1 US\$ = 10,807 Kip, rate used on the day of the District Decision Meeting

* Poverty indicators and "poor" villages are defined by the Prime Minister's Instruction No. 010/PM and the National Statistic Centre.