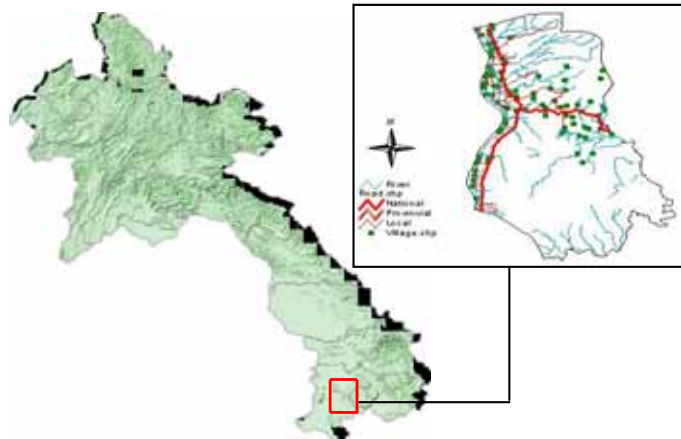


# Progress activity of Pathoumphone District, as of June 2004

## General Information

<b>Champasack Province:</b>	<b>Total</b>	<b>Women</b>
Population of Province (NSC; year 2003):	622,400	318,700
Total Number of districts:	10	
Mounlapamok, Khong, Pathoumphone, Sukuma, Pakse, Sanasomboun, Bachieng, Paksong, Phonethong and Champasack.		
Total Number of districts covered by PRF:	4	
Pathoumphone, Sukuma, Kkong and Mounlapamok		
<b>Pathoumphone District:</b>	<b>Total</b>	<b>Women</b>
District Population (2003)	49,670	
Total Number of Khets:	14	
Total Number of Villages:	93	
Total Number of "Poor" Villages*:	44	
% of villages without access to health services	3%	
% of villages without safe water supply	14%	
% of villages without road	34%	
% of villages without access to School	17%	
Main ethnic groups in the district: (NSC Census 95 )		
Lao, Laven, Lavae, Taoy, Ngae		

## Maps of Lao PDR showing Champasack and Pathoumphone



## Initially requested village needs

### Results after Village Needs and priorities Assessment and Prioritization

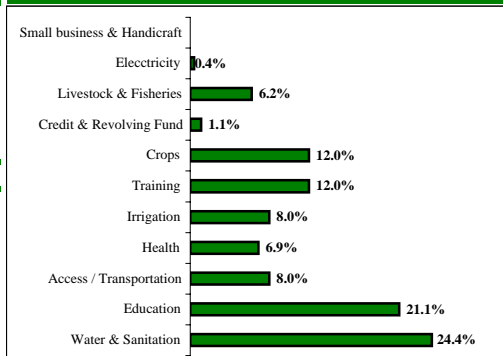
Description	Total	%
Number of Village Needs (activities) expressed by villagers by 6 priorities	520	
Number of Village Needs (activities) expressed by women by 3 priorities	127	46%
Number of Village Needs (activities) expressed by men by 3 priorities	148	54%
Village Needs after consolidation at Khet level (Khet Priorities)	224	

### Selected / approved sub-projects for the period 2003-2004 - Cycle I

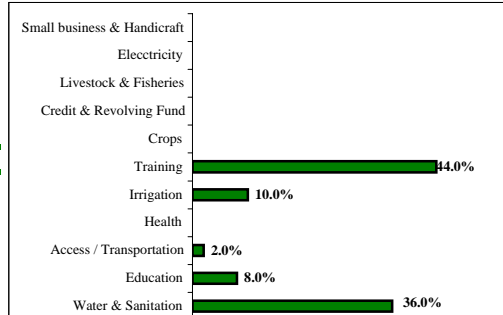
#### Results after sub-project appraisal and District Decision Meeting

Description	Total	Kip	US\$
PRF Pathoumphone budget allocation 2003	840,336,000		82,000
PRF Contribution to sub-project implementation	858,786,826		83,939
Village Contribution (cash / kind) to project implementation	92,249,104		8,786
Total Cost for Sub-Projects:	951,035,930		92,802
% of village contribution compared to total cost for sub-projects	9.7%		-
Average PRF contribution per Sub-project	3,843,713		3,492
Average PRF contribution per participating village	1,263,686		1,148
Number of Villages benefiting from 2003 funding round	73		-
Number of Poor Villages benefiting from 2003 funding round	34		-
Number and percentage of beneficiaries in 2003 funding round	34,024		74%
Number of Khets benefiting from 2003 funding round	14		-
Number of Sub-Projects to be implemented in 2003 funding round	24		-
Number and percentage of selected sub-projects proposed by women			53%
Average Number of Sub-projects / Khet	1.7		-
Average Number of Village activities / Khet	3		
Sub-project budget allocation per sector	Allocation (Kip)	Percentage %	
Water & Sanitation	322,959,845	36 %	
Access/ Transport	43,829,400	2	
Education	271,086,313	8	
Training	70,797,664	44	
Irrigation	150,113,604	10	
<b>Total:</b>	<b>858,786,826</b>	<b>100 %</b>	

### Analysis of requested village needs by sector

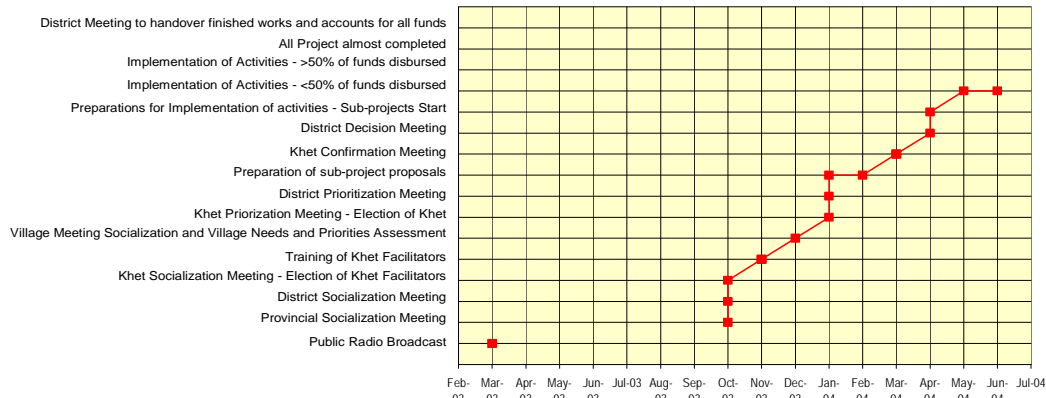


### Analysis of selected PRF sub-projects by sector



## Chart of progress

### Activity progress for Pathoumphone District



Exchange Rate: approx. 1 US\$ = 10,248 Kip, rate used at the day of District Decision Meeting

\* Poverty indicators and "poor" villages are defined by the Prime Minister's Instruction No. 010/PM and the National Statistic Centre.