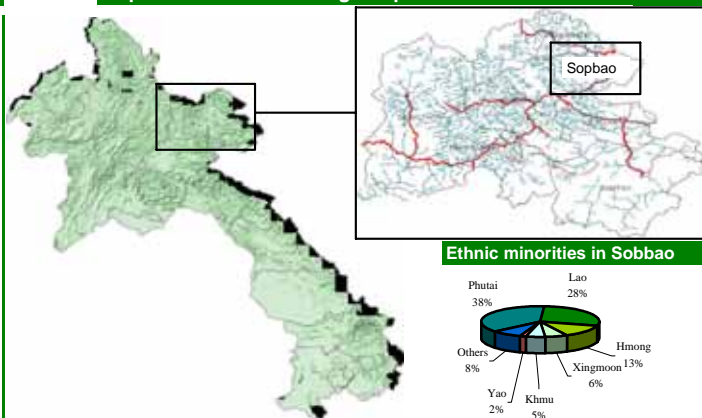


# Progress activity of Sobbao District, as of June 2004

## General Information

Huaphanh Province:	Total	Women
Population of Province (NSC; year 2003):	303,700	152,700
Total Number of districts:	8	
<i>Xiengkho, Add, Sobbao, Viengxay, Viengthong, Xamtay, Heuameuang, Xamneua</i>		
Total Number of districts covered by PRF:	3	
<i>Xiengkho, Add, Sobbao</i>		
Sobbao District:	Total	Women
District Population (2003)	26,061	13,499
Total Number of Khets:	7	
Total Number of Villages:	75	
Total Number of "Poor" Villages*:	69	
% of villages without access to health services	5%	
% of villages without safe water supply	88%	
% of villages without road	32%	
% of villages without access to School	3%	
Main ethnic groups in the district: (NSC Census 95 in former Xiengkho District)		
<i>Phutai, Lao, Hmong, Xingmoon, Khmu, Yao</i>		

## Maps of Lao PDR showing Huaphanh & Sobbao



## Initially requested village needs

### Results after Village Needs and priorities Assessment and Prioritization

Description	Total	%
Number of Village Needs (activities) expressed by villagers by 6 priorities	450	
Number of Village Needs (activities) expressed by women by 3 priorities	117	52%
Number of Village Needs (activities) expressed by men by 3 priorities	108	48%
Village Needs after consolidation at Khet level (Khet Priorities)	145	

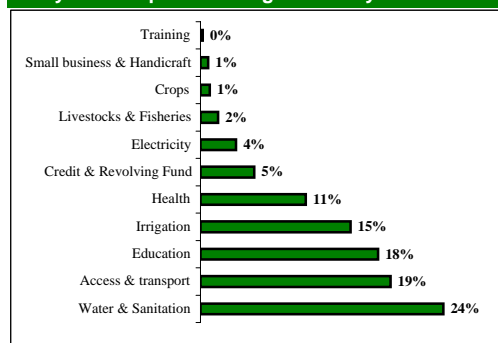
## Selected / approved sub-projects for the period 2003-2004 - Cycle I

### Results after sub-project appraisal and District Decision Meeting

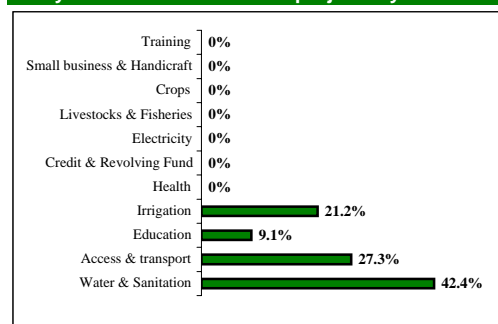
Description	Total	Kip	US\$
PRF Sobbao budget allocation 2003	1,170,000,000		117,000
PRF Contribution to sub-project implementation	1,208,461,936		120,850
Village Contribution (cash / kind) to project implementation	595,051,000		59,505
Total Cost for Sub-Projects:	1,803,512,936		180,351
% of village contribution compared to total cost for sub-projects		33%	-
Average PRF contribution per Sub-project	57,545,806		5,755
Average PRF contribution per participating village	60,423,097		6,042
Number of Villages benefiting from 2003 funding round	20	-	-
Number of Poor Villages benefiting from 2003 funding round	19	-	-
Number and percentage of beneficiaries in 2003 funding round	15,560	60%	
Number and percentage of Khets benefiting from 2003 funding round	7	-	
Number of Sub-Projects to be implemented in 2003 funding round	21	-	
Percentage of selected sub-projects proposed by women		45%	
Average Number of Sub-projects / Khet	3	-	
Average Number of Village activities / Khet	3		

Sub-project budget allocation per sector	Allocation (Kip)	Percentage %
Water & Sanitation	760,820,040	40.0 %
Access/ Transport	251,378,858	28.1 %
Irrigation	156,279,038	21.9 %
Education	39,984,000	9.4 %
<b>Total:</b>	<b>1,208,461,936</b>	<b>100 %</b>

## Analysis of requested village needs by sector

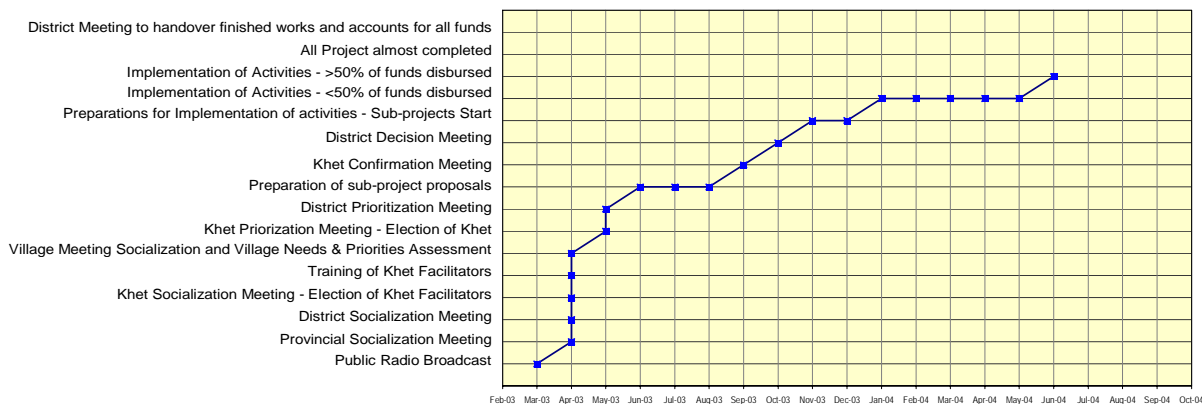


## Analysis of selected PRF sub-projects by sector



## Chart of progress

### Activity progress for Sobbao District



Exchange Rate: approx. 1 US\$ = 10,000 kip, rate used at the day of the District Decision Meeting

\* Poverty indicators and "poor" villages are defined by the Prime Minister's Instruction No. 010/PM and the National Statistic Centre.