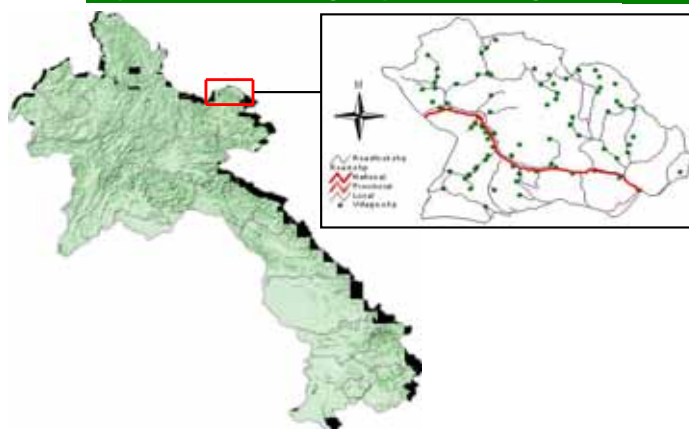


## Progress activity of Xiengkhor, as of June 2004

### General Information

Huaphanh Province:	Total	Women
Population of Province (NSC; year 2002):	303,700	152,700
Total Number of districts:	8	
<i>Xiengkho, Add, Sobbao, Viengxay, Viengthong, Xamtay, Heuameuang, Xamneua</i>		
Total Number of districts covered by PRF:	3	
<i>Xiengkho, Add, Sobbao</i>		
Xiengkhor District:	Total	Women
District Population (2003)	25,125	
Total Number of Khets:	12	
Total Number of Villages:	64	
Total Number of "Poor" Villages*:	56	
% of villages without access to health services	2%	
% of villages without safe water supply	12%	
% of villages without road	39%	
% of villages without access to School	44%	
Main ethnic groups in the district: (NSC Census 95 in)		
<i>Lao, Phoutai, Khmu, Hmong, Xingmoon, Yao</i>		

### Maps of Lao PDR showing Huaphanh and Xiengkhor



### Initially requested village needs

#### Results after Village Needs and priorities Assessment and Prioritization

Description	Total	%
Number of Village Needs (activities) expressed by villagers by 6 priorities	384	
Number of Village Needs (activities) expressed by women by 3 priorities	93	48%
Number of Village Needs (activities) expressed by men by 3 priorities	99	52%
Village Needs after consolidation at Khet level (Khet Priorities)	135	

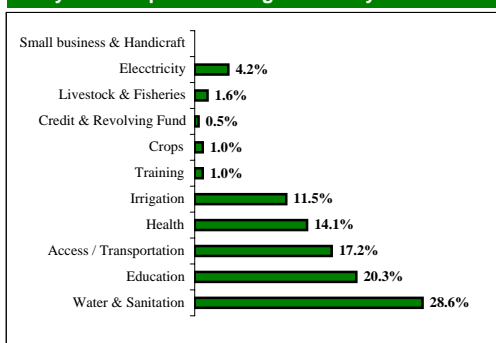
### Selected / approved sub-projects for the period 2003-2004 - Cycle I

#### Results after sub-project appraisal and District Decision Meeting

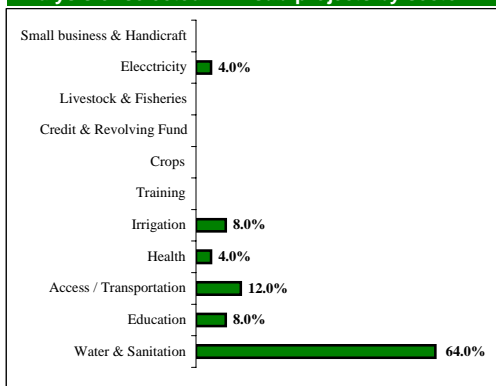
Description	Total	Kip	US\$
PRF Xiengkhor budget allocation 2003	1,144,110,000	110,000	
PRF Contribution to sub-project implementation	115,064,959	110,850	
Village Contribution (cash / kind) to project implementation	262,954,550	25,282	
Total Cost for Sub-Projects:	378,019,509	36,345	
% of village contribution compared to total cost for sub-projects	69.6%	-	
Average PRF contribution per Sub-project	4,602,598	443	
Average PRF contribution per participating village	3,711,773	357	
Number of Villages benefiting from 2003 funding round	31	-	
Number of Poor Villages benefiting from 2003 funding round	25	-	
Number and percentage of beneficiaries in 2003 funding round	11,124	44%	
Number of Khets benefiting from 2003 funding round	12	-	
Number of Sub-Projects to be implemented in 2003 funding round	25	-	
Percentage of selected sub-projects proposed by women		50%	
Average Number of Sub-projects / Khet	2.1	-	
Average Number of Village activities / Khet	1.2		

Sub-project budget allocation per sector	Allocation (Kip)	Percentage %
Water & Sanitation	657,647,267	64 %
Access/ Transport	135,877,699	12 %
Irrigation	151,951,600	8 %
Education	71,797,800	8 %
Health	13,699,008	4 %
Electricity	119,451,568	4 %
<b>Total:</b>	<b>1,150,424,942</b>	<b>100 %</b>

### Analysis of requested village needs by sector

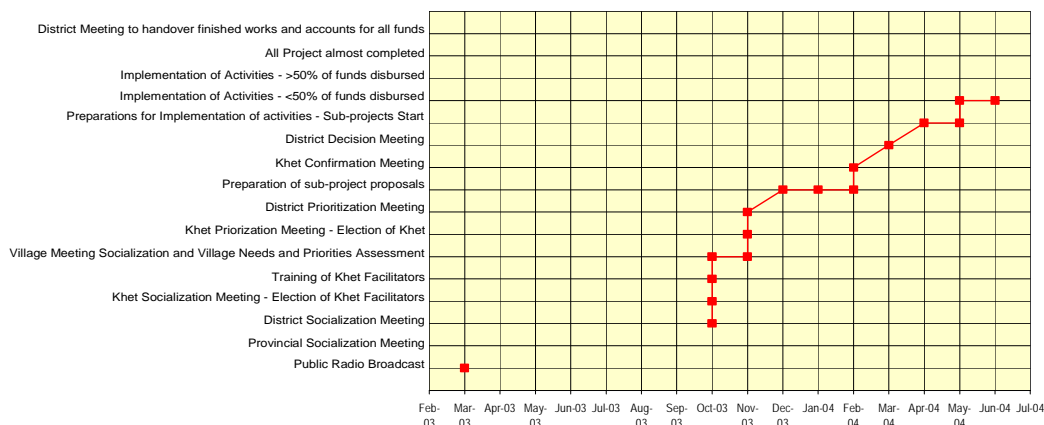


### Analysis of selected PRF sub-projects by sector



### Chart of progress

#### Activity progress for Xiengkhor District



Exchange Rate: approx. 1 US\$ = 10,401 Kip, rate used on the day of District Decision Meeting

\* Poverty indicators and "poor" villages are defined by the Prime Minister's Instruction No. 010/PM and the National Statistic Centre.